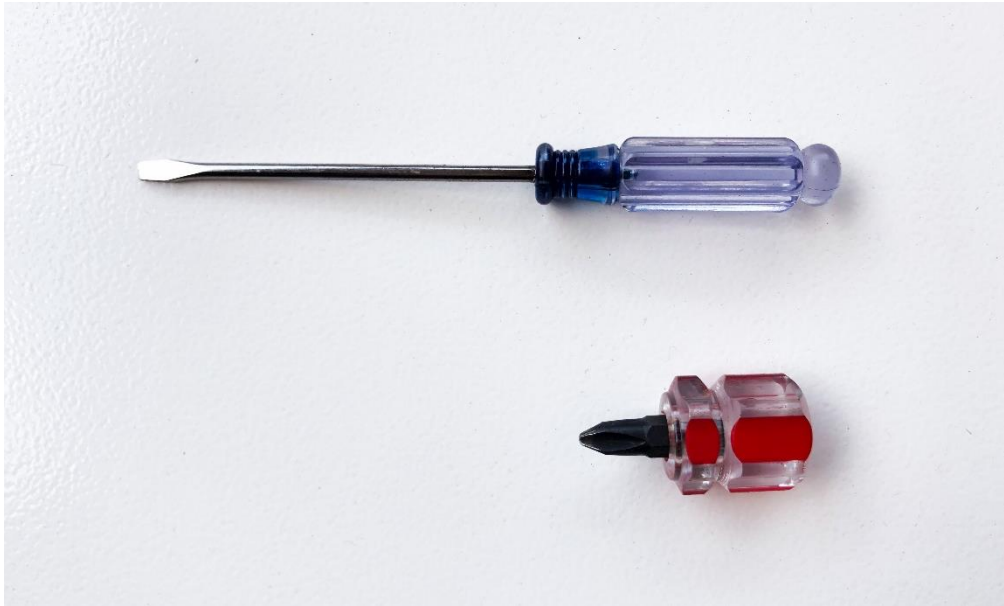


Solution for stainless steel water pump failure


E7 Error Message: No Water Flow Detected


GCC T500 Water Chiller Teyu CW-6200BN

REQUIRED TOOLS : screwdriver.



- 1) Remove the screws from the fan housing at the back end of the pump motor





2) Use a screwdriver to turn the cooling fan at the back of the motor several turns to the arrow as picture. This may help dislodge any shaft blocks.

